



Lowe's Custom Order Quote

Quote # 209559277

Quote Name: Pella Lifestyle windows

Date Printed: 8/12/2024

Customer: [REDACTED]

Email: [REDACTED]

Address: [REDACTED] IL 60169

Phone: [REDACTED]

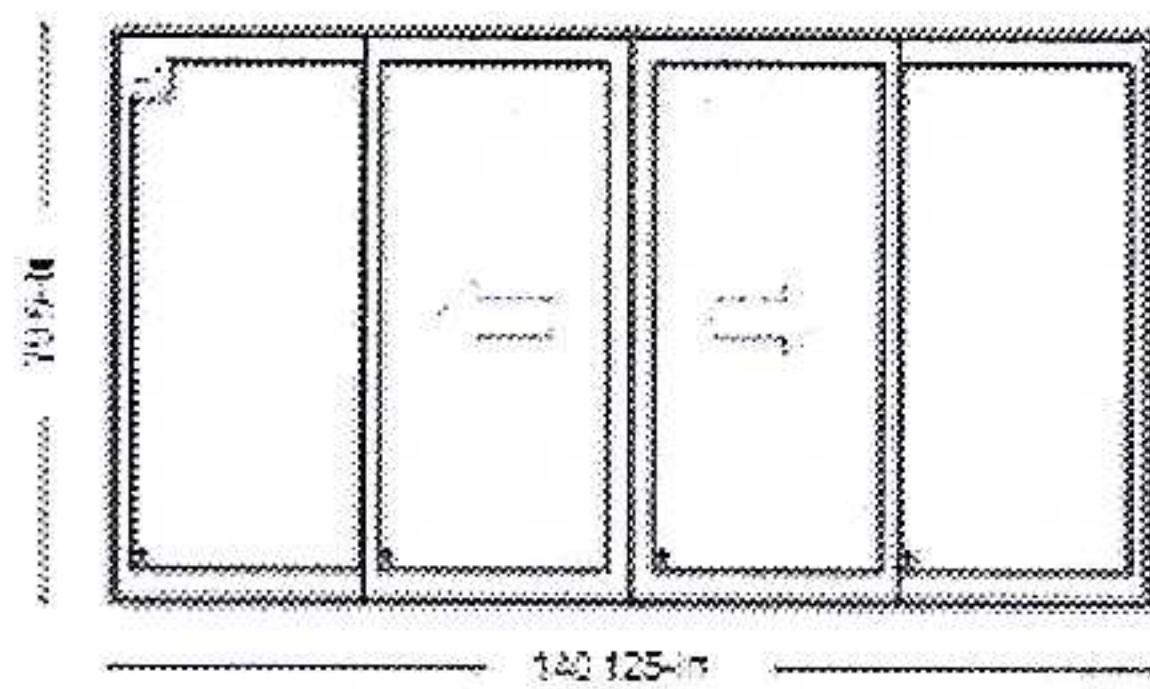
Store: (2529) LOWE'S OF ARLINGTON HEIGHTS, IL

Associate: [REDACTED]

Address: 990 WEST ALGONQUIN ROAD
ARLINGTON HEIGHTS, IL 60005

Phone: (815) 637-4240

Item Total:	35
PreSavings Total:	\$34,771.05
Freight Total:	\$0.00
Labor Total:	\$0.00
Pre-Tax Total:	\$34,771.05



Lifestyle | Quad Sliding Door Contemporary |
Fixed / Vent Left / Vent Right / Fixed | 140.125 X
79.5 | Without HGP | Black
Room Location: None Assigned

Product Warranty



Line #	Item Summary	Production Time	Was Price	Now Price	Quantity	Total Savings	Pre-Tax Total
100-1	Lifestyle Quad Sliding Door Contemporary Fixed / Vent Left / Vent Right / Fixed 140.125 X 79.5 Without HGP Black	28 days	\$7,083.51	\$7,083.51	2		\$14,167.02
Line #	Item Summary	Production Time	Was Price	Now Price	Quantity	Total Savings	Pre-Tax Total
100-2	Hardware Options Matte Black Door Handles	28 days	\$231.04	\$231.04	2		\$462.08
Line #	Item Summary	Production Time	Was Price	Now Price	Quantity	Total Savings	Pre-Tax Total
100-3	Hardware Options (Joining) Matte Black Door Handles	28 days	\$231.04	\$231.04	2		\$462.08
Line #	Item Summary	Production Time	Was Price	Now Price	Quantity	Total Savings	Pre-Tax Total
100-4	Sliding Screen (Joining) Matte Black InView	28 days	\$593.49	\$593.49	2		\$1,186.98
Line #	Item Summary	Production Time	Was Price	Now Price	Quantity	Total Savings	Pre-Tax Total
100-5	Sliding Screen (Locking) Matte Black InView	28 days	\$593.49	\$593.49	2		\$1,186.98

Begin Line 100 Descriptions

---- Line 100-1 ----

A1: Unit: 141 || Frame: 140 1/8-in || RO: 141 1/8-in
 Unit: 80 || Frame: 79 1/2-in || RO: 80-in
 Fixed / Vent Left / Vent Right / Fixed Quad
 Sliding Door. Frame Size: 140 1/8 X 79 1/2.
 Lifestyle Series. No Package
 Without Hinged Glass Panel
 Northern
 Climate Zone 5

Factory Assembled
 Clad
 Pine
 5 7/8"
 4 9/16"
 Oak Threshold. Standard Enduraclad
 Black. Black Stain Interior. Glass: Insulated
 Tempered Low-E Advanced Comfort Low-E
 Insulating Glass Air Filled High Altitude. No
 Footbolt
 Standard
 Handle Included
 Handle Included
 Matte Black
 Black
 No Integrated Sensor. Sliding Screen
 Black Metal Interior Black Exterior
 Matte Black
 InView™. Combination U-Factor 0.26
 U-Factor 0.26
 Combination SHGC 0.27
 SHGC 0.27
 VLT 0.51
 CPD PEL-N-230-00097-00001
 Satisfied Energy Star Zones Northern, North
 Central
 Yes
 Performance Class R
 PG 20
 Calculated Positive DP Rating 20
 Calculated Negative DP Rating 20.

Remake: No
 In-Store Pick-up
 EA
 06/26/2024
 False
 True
 877-473-5527
 . 28 Days. 943065
 WTS Pella LS PD . 33070.
 Grille: No Grille
 Wrapping Information: Foldout Fins
 Factory Applied
 Branch Supplied
 4 9/16"
 5 7/8"
 Factory Applied
 Pella Recommended Clearance
 Perimeter Length = 440".

---- Line 100-2 ----

Hardware Options Matte Black Door Handles

---- Line 100-3 ----

Hardware Options (Joining) Matte Black Door Handles

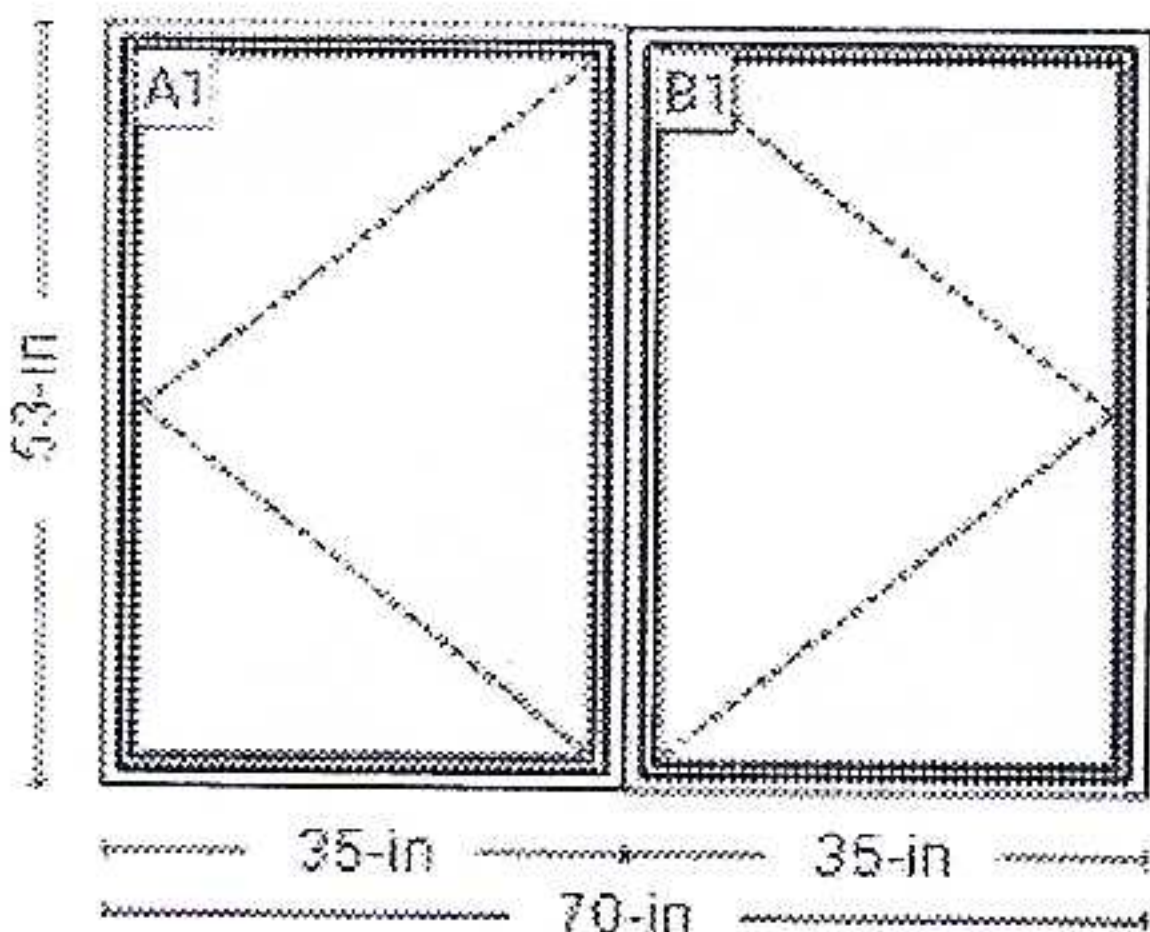
---- Line 100-4 ----

Sliding Screen (Joining) Matte Black InView

---- Line 100-5 ----

Sliding Screen (Locking) Matte Black InView

End Line 100 Descriptions



Lifestyle | 2-Wide Casement | 70 X 53 |
 Without HGP | Black
 Room Location: None Assigned

Product Warranty



Line #	Item Summary	Production Time	Was Price	Now Price	Quantity	Total Savings	Pre-Tax Total
200-1	Lifestyle 2-Wide Casement 70 X 53 Without HGP Black	23 days	\$2,218.47	\$2,218.47	5		\$11,092.35
Line #	Item Summary	Production Time	Was Price	Now Price	Quantity	Total Savings	Pre-Tax Total
200-2	Screen Full Screen Black InView	23 days	\$80.08	\$80.08	5		\$400.40

Line #	Item Summary	Production Time	Was Price	Now Price	Quantity	Total Savings	Pre-Tax Total
200-3	Screen Full Screen Black InView	23 days	\$80.08	\$80.08	5		\$400.40

Begin Line 200 Descriptions

---- Line 200-1 ----

A1: Unit: 35 || Frame: 70-in || RO: 70 3/4-in
 inUnit: 53 || Frame: 53-in || RO: 53 3/4-in Left
 Casement. Frame Size: 35 X 53. Lifestyle
 Series. No Program. No Package
 Without Hinged Glass Panel
 Northern
 Climate Zone 5
 Clad
 Pine
 5"
 3 11/16". Standard Enduraclad
 Black. Black Stain Interior. Glass: Insulated
 Low-E AdvancedComfort Low-E Insulating
 Glass Air Filled High Altitude. Wash Hinge
 Hardware
 Fold-Away Crank
 Matte Black
 No Window Opening Control Device
 No Limited Opening Hardware
 No Integrated Sensor. Full Screen
 Black
 InView™. Combination U-Factor 0.27
 U-Factor 0.27
 Combination SHGC 0.27
 SHGC 0.27
 VLT 0.50
 CPD PEL-N-14-00733-00001
 Satisfied Energy Star Zones None
 Yes
 Performance Class LC
 PG 45
 Combination Positive DP Rating N/A
 Calculated Positive DP Rating 45
 Combination Negative DP Rating N/A
 Calculated Negative DP Rating 45
 STC 25
 OITC 22
 Clear Opening Width 25.25
 Clear Opening Height 48.875
 Clear Opening Area 8.570095

Egress Meets Typical 5.7 sqft (E) (United States
 Only). Yes
 Remake: No
 In-Store Pick-up
 EA
 06/26/2024
 False
 True
 877-473-5527
 . 23 Days. 943063
 WTS Pella LS Window. 33070.
 Grille: No Grille
 B1: Unit: 35 || Frame: 70-in || RO: 70 3/4-
 inUnit: 53 || Frame: 53-in || RO: 53 3/4-in
 Right Casement. Frame Size: 35 X 53. Lifestyle
 Series. No Program. No Package
 Without Hinged Glass Panel
 Northern
 Climate Zone 5
 Clad
 Pine
 5"
 3 11/16". Standard Enduraclad
 Black. Black Stain Interior. Glass: Insulated
 Low-E AdvancedComfort Low-E Insulating
 Glass Air Filled High Altitude. Wash Hinge
 Hardware
 Fold-Away Crank
 Matte Black
 No Window Opening Control Device
 No Limited Opening Hardware
 No Integrated Sensor. Full Screen
 Black
 InView™. Combination U-Factor 0.27
 U-Factor 0.27
 Combination SHGC 0.27
 SHGC 0.27
 VLT 0.50
 CPD PEL-N-14-00733-00001
 Satisfied Energy Star Zones None
 Yes

Performance Class LC
 PG 45
 Combination Positive DP Rating N/A
 Calculated Positive DP Rating 45
 Combination Negative DP Rating N/A
 Calculated Negative DP Rating 45
 STC 25
 OITC 22
 Clear Opening Width 25.25
 Clear Opening Height 48.875
 Clear Opening Area 8.570095
 Egress Meets Typical 5.7 sqft (E) (United States
 Only). Yes
 Remake: No
 In-Store Pick-up
 EA
 06/26/2024
 False
 True
 877-473-5527
 . 23 Days. 943063
 WTS Pella LS Window. 33070.
 Grille: No Grille
 MV1: FactoryMull
 Standard Joining Mullion
 Mull Design Pressure- 20
 Overall Thru Direction- Vertical
 Wrapping Information: Foldout Fins
 Factory Applied
 Branch Supplied
 3 11/16"
 5"
 Factory Applied
 Pella Recommended Clearance
 Perimeter Length = 246".

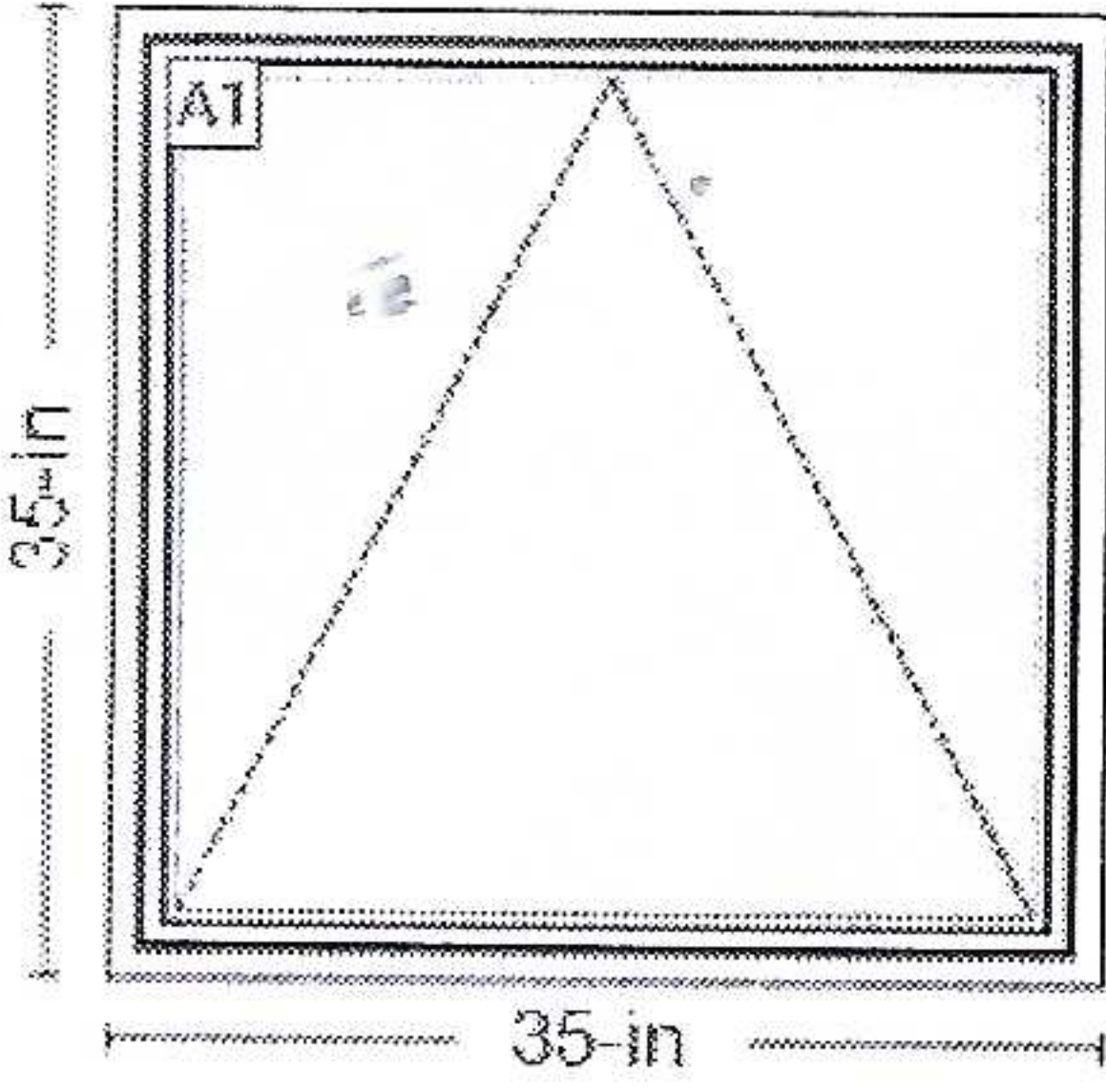
---- Line 200-2 ----

Screen Full Screen Black InView

---- Line 200-3 ----

Screen Full Screen Black InView

End Line 200 Descriptions



Lifestyle | Awning | Vent | 35 X 35 | Without HGP | Black
 Room Location: None Assigned

Product Warranty



Line #	Item Summary	Production Time	Was Price	Now Price	Quantity	Total Savings	Pre-Tax Total
300-1	Lifestyle Awning Vent 35 X 35 Without HGP Black	21 days	\$990.62	\$990.62	3		\$2,971.86
300-2	Screen Full Screen Black InView	21 days	\$63.70	\$63.70	3		\$191.10

Begin Line 300 Descriptions

---- Line 300-1 ----

A1: Unit: 35 || Frame: 35-in || RO: 35 3/4-in
 Unit: 35 || Frame: 35-in || RO: 35 3/4-in
 Vent Awning. Frame Size: 35 X 35. Lifestyle Series. No Package
 Without Hinged Glass Panel
 Northern
 Climate Zone 5

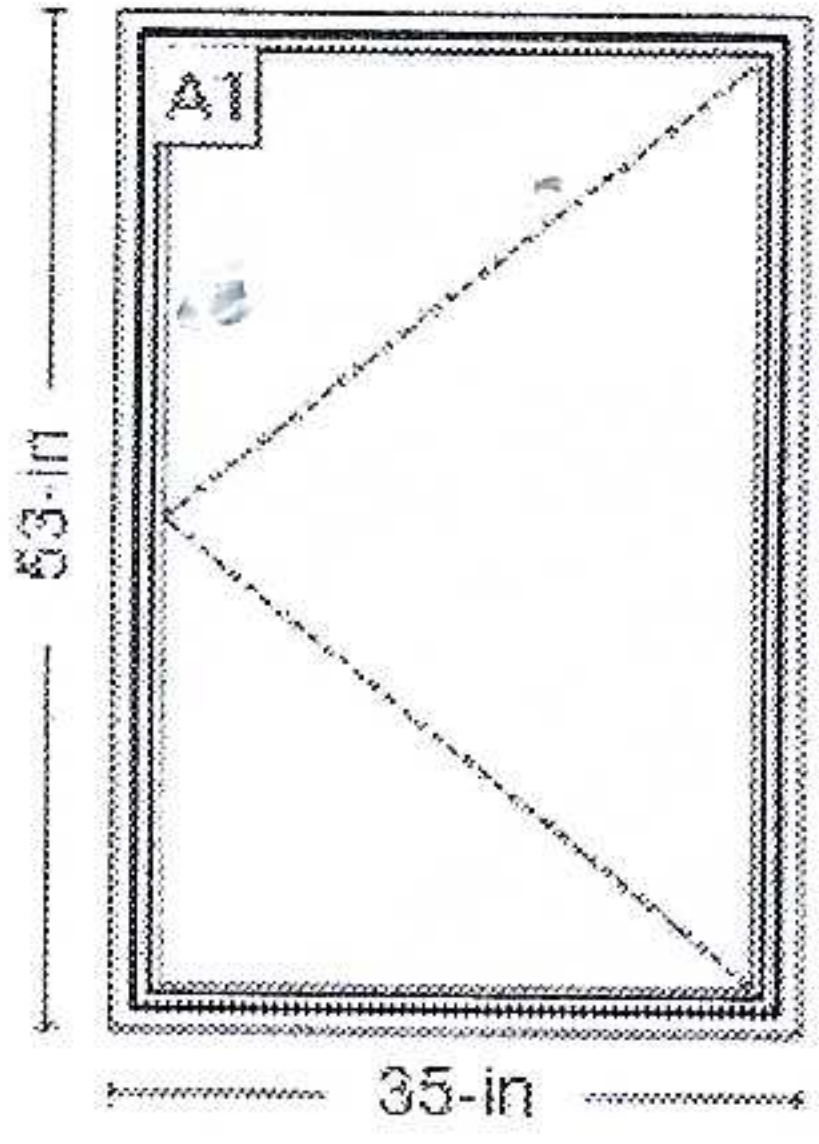
Clad
 Pine
 5"
 3 11/16". Standard Enduraclad
 Black. Black Stain Interior. Glass: Insulated Low-E AdvancedComfort Low-E Insulating Glass Air Filled High Altitude. Large Awning Hardware
 Fold-Away Crank
 Matte Black
 No Limited Opening Hardware
 No Integrated Sensor
 Sill. Full Screen
 Black
 InView™. Combination U-Factor 0.28
 U-Factor 0.28
 Combination SHGC 0.27
 SHGC 0.27
 VLT 0.50
 CPD PEL-N-37-00778-00001
 Satisfied Energy Star Zones None
 Yes
 Performance Class LC
 PG 30
 Calculated Positive DP Rating 30
 Calculated Negative DP Rating 30
 STC 25
 OITC 22
 Egress Not Applicable. Yes,

Remake: No
 In-Store Pick-up
 EA
 06/26/2024
 False
 True
 877-473-5527
 . 21 Days. 943063
 WTS Pella LS Window. 33070.
 Grille: No Grille
 Wrapping Information: Foldout Fins
 Factory Applied
 Branch Supplied
 3 11/16"
 5"
 Factory Applied
 Pella Recommended Clearance
 Perimeter Length = 140".

---- Line 300-2 ----

Screen Full Screen Black InView

End Line 300 Descriptions



Lifestyle | Casement Left | 35 X 53 | Without HGP | Black
 Room Location: None Assigned

Product Warranty



Line #	Item Summary	Production Time	Was Price	Now Price	Quantity	Total Savings	Pre-Tax Total
400-1	Lifestyle Casement Left 35 X 53 Without HGP Black	21 days	\$1,079.43	\$1,079.43	1		\$1,079.43
400-2	Screen Full Screen Black InView	21 days	\$80.08	\$80.08	1		\$80.08

Begin Line 400 Descriptions

---- Line 400-1 ----

A1: Unit: 35 || Frame: 35-in || RO: 35 3/4-in
 Unit: 53 || Frame: 53-in || RO: 53 3/4-in Left
 Casement. Frame Size: 35 X 53. Lifestyle Series. No Program. No Package Without Hinged Glass Panel Northern Climate Zone 5

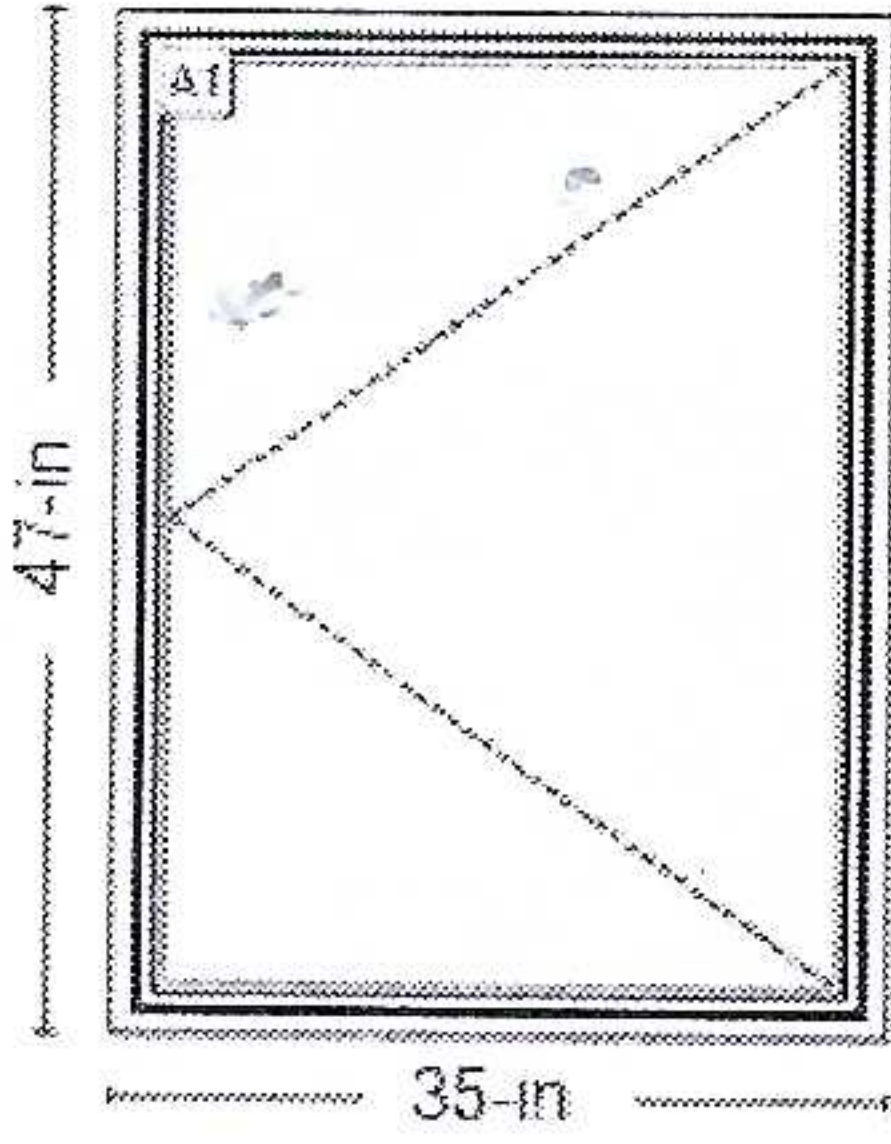
Clad Pine 5" 3 11/16". Standard Enduraclad Black. Black Stain Interior. Glass: Insulated Low-E AdvancedComfort Low-E Insulating Glass Air Filled High Altitude. Wash Hinge Hardware Fold-Away Crank Matte Black No Window Opening Control Device No Limited Opening Hardware No Integrated Sensor. Full Screen Black InView™. Combination U-Factor 0.27 U-Factor 0.27 Combination SHGC 0.27 SHGC 0.27 VLT 0.50 CPD PEL-N-14-00733-00001 Satisfied Energy Star Zones None Yes Performance Class LC PG 45 Calculated Positive DP Rating 45 Calculated Negative DP Rating 45 STC 25 OITC 22 Clear Opening Width 25.25 Clear Opening Height 48.875 Clear Opening Area 8.570095 Egress Meets Typical 5.7 sqft (E) (United States Only). Yes,

Remake: No In-Store Pick-up EA 06/26/2024 False True 877-473-5527 . 21 Days. 943063 WTS Pella LS Window. 33070. Grille: No Grille Wrapping Information: Foldout Fins Factory Applied Branch Supplied 3 11/16" 5" Factory Applied Pella Recommended Clearance Perimeter Length = 176".

---- Line 400-2 ----

Screen Full Screen Black InView

End Line 400 Descriptions



Lifestyle | Casement Left | 35 X 47 | Without HGP | Black
 Room Location: None Assigned

Product Warranty



Line #	Item Summary	Production Time	Was Price	Now Price	Quantity	Total Savings	Pre-Tax Total
500-1	Lifestyle Casement Left 35 X 47 Without HGP Black	21 days	\$1,015.67	\$1,015.67	1		\$1,015.67

Line #	Item Summary	Production Time	Was Price	Now Price	Quantity	Total Savings	Pre-Tax Total
500-2	Screen Full Screen Black InView	21 days	\$74.62	\$74.62	1		\$74.62

Begin Line 500 Descriptions

---- Line 500-1 ----

A1: Unit: 35 || Frame: 35-in || RO: 35 3/4-in
 Unit: 47 || Frame: 47-in || RO: 47 3/4-in Left
 Casement. Frame Size: 35 X 47. Lifestyle Series. No Program. No Package Without Hinged Glass Panel Northern Climate Zone 5

Clad Pine 5" 3 11/16". Standard Enduraclad Black. Black Stain Interior. Glass: Insulated Low-E AdvancedComfort Low-E Insulating Glass Air Filled High Altitude. Wash Hinge Hardware Fold-Away Crank Matte Black No Window Opening Control Device No Limited Opening Hardware No Integrated Sensor. Full Screen Black InView™. Combination U-Factor 0.27 U-Factor 0.27 Combination SHGC 0.27 SHGC 0.27 VLT 0.50 CPD PEL-N-14-00733-00001 Satisfied Energy Star Zones None Yes Performance Class LC PG 50 Calculated Positive DP Rating 50 Calculated Negative DP Rating 50 STC 25 OITC 22 Clear Opening Width 25.25 Clear Opening Height 42.875 Clear Opening Area 7.518012 Egress Meets Typical 5.7 sqft (E) (United States Only). Yes,

Remake: No In-Store Pick-up EA 06/26/2024 False True 877-473-5527 . 21 Days. 943063 WTS Pella LS Window. 33070. Grille: No Grille Wrapping Information: Foldout Fins Factory Applied Branch Supplied 3 11/16" 5" Factory Applied Pella Recommended Clearance Perimeter Length = 164".

---- Line 500-2 ----

Screen Full Screen Black InView

End Line 500 Descriptions

Accepted by: _____

Date: 8/12/2024

Pre-Tax Total	\$34,771.05
---------------	-------------

This quote is an estimate only and valid for 30 days on all regularly priced items. For promotional items please refer to the dates listed above. This estimate does not include tax or delivery charges. Estimated arrival will be determined at the time of purchase. All of the above quantities, dimensions, specifications and accessories have been verified and accepted by the customer.

****** Special order configured products returned or canceled after 72 hours from purchase are subject to a 20% restocking fee. ******